

EnviroCoil®

Universal coil cleaner

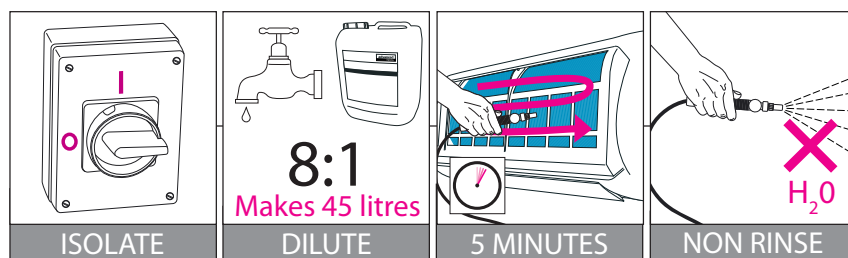
EnviroCoil® is an effective detergent-based cleaner for air conditioning coils. Its mild formulation makes it perfect for use in almost any maintenance scenario, either indoors or outdoors. EnviroCoil® is an environmentally friendly coil cleaner - it contains no acids, no phosphates, no solvents, no Sodium Hydroxide and no Potassium Hydroxide. What's more, its surfactants are completely biodegradable.

Specification

Name	EnviroCoil
Product Code	ENCO0405
Packing Quantity	4 x 5 Litres
Packing Size (L x H x D) cm	40 x 30 x 27
Shipping Weight Kg	22
Shipping Volume M³	0.0324
Application	Evaporator Cleaner Condenser Cleaner
Soils	Dirt/Grease Deposits
Dilution (Water:Product)	8:1 (4:1 air cooled condensers)
Contact Period	5 - 10 minutes
Rinse/Flush Required	NO YES (air cooled condensers)
Special Features	Biodegradable, Low foam, Odourless, Non-flammable



Directions for use



Evaporator coils - Smaller units

Turn off unit and isolate electrics. Dilution: 8 parts water. Apply diluted EnviroCoil® with a low pressure sprayer set on a coarse spray pattern. Start cleaning at top of coil and work methodically across and down. Soak the coil. Allow product to work for five minutes. Turn unit on. No need to rinse.


Xi

EnviroCoil®
Irritant

Contains Sodium Metasilicate

R36/38: Irritating to eyes and skin. S1/2: Keep locked up and out of the reach of children. S24/25: Avoid contact with skin and eyes. S26: In case of contact with eyes, rinse immediately with plenty of water and seek medical advice. S38: In case of insufficient ventilation, wear suitable respiratory equipment.

Consult Safety Data Sheet for full safety information. Always wear suitable PPE.



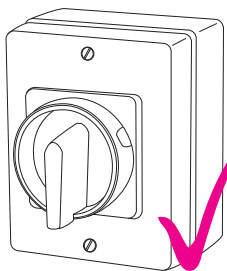
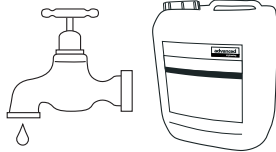
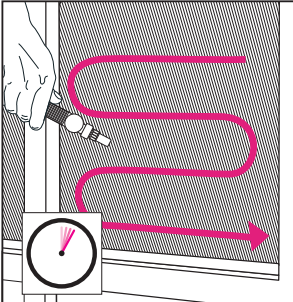
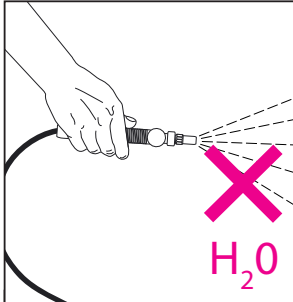
EnviroCoil® can also be used on:

- Commercial evaporators
- Air handling units
- Condensing units
- Filters

Full step-by-step instructions overleaf...

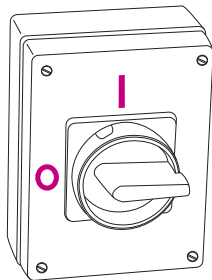
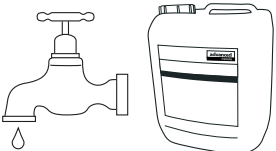
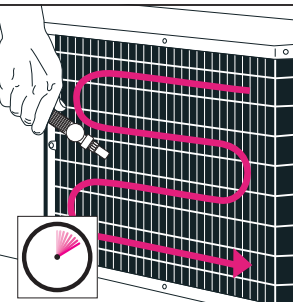
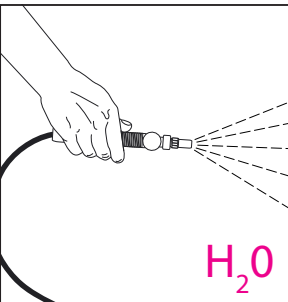


Directions for use (continued)

	 8:1 Makes 45 litres		
UNIT ON	DILUTE	AS REQUIRED	NON RINSE

Evaporator coils - Larger systems and air handling units:

Dilution: 8 parts water. If possible, leave air flow on – allowing suction to ensure complete coil penetration. If not possible, turn air flow on immediately after application. Apply diluted EnviroCoil® with a low pressure sprayer set on a coarse spray pattern. Start cleaning at top of coil and work methodically across and down. Saturate coil to run-off point. No need to rinse.

	 4:1 Makes 25 litres		
ISOLATE	DILUTE	5-10 MINUTES	RINSE

Air-cooled condensers:

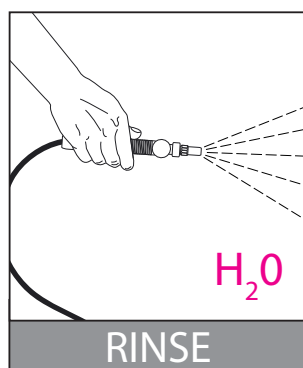
Turn off unit and isolate electrics. Dilution: 4 parts water. Cleaning is more effective if condenser is still warm. Apply diluted EnviroCoil® with a low pressure sprayer set on a coarse spray pattern. Start cleaning at top of coil and work methodically across and down. Allow product to work for 5-10 minutes. Rinse away dirt and contamination with clean water. Rinse water is not hazardous and will not harm any surrounding materials or equipment.

Air Filters:

EnviroCoil® can also be used to clean electronic air filters.

Turn unit and fans off. Dilute with 2 parts water, spray liberally and allow to penetrate for 5 minutes.

Rinse thoroughly with clean water.



This product should only be used by trained operatives. The "directions for use" are recommendations only; correct use will depend upon circumstances. To the extent permitted, no liability can be accepted for loss resulting from its use. Advanced Engineering follows a policy of continual product improvement. For this reason, some materials and specifications could change without notice.